

LOWER GROUND FLOOR PLAN

Note: Typical Shops Nos.: X/A LGF XXX | X/A - Block | LGF - Lower Ground Floor | XXX - Shop Number



GROUND FLOOR PLAN

Note: Typical Shops Nos.: X/A GF XXX | X/A - Block | GF - Ground Floor | XXX - Shop Number



FIRST FLOOR PLAN

Note: Typical Shops Nos.: X/A FF XXX | X/A - Block | FF - First Floor | XXX - Shop Number



SECOND FLOOR PLAN

Note: Typical Shops Nos.: X/A SF XXX | X/A - Block | SF - Second Floor | XXX - Shop Number



BLOCK - X

BLOCK - A

THIRD FLOOR PLAN

Note: Typical Shops Nos.: X/A TF XXX | X/A - Block | TF - Third Floor | XXX - Shop Number



FOURTH FLOOR PLAN

Note: Typical Shops Nos.: X/A FOF XXX | X/A - Block | FOF - Fourth Floor | XXX - Shop Number



BLOCK - X

BLOCK - A

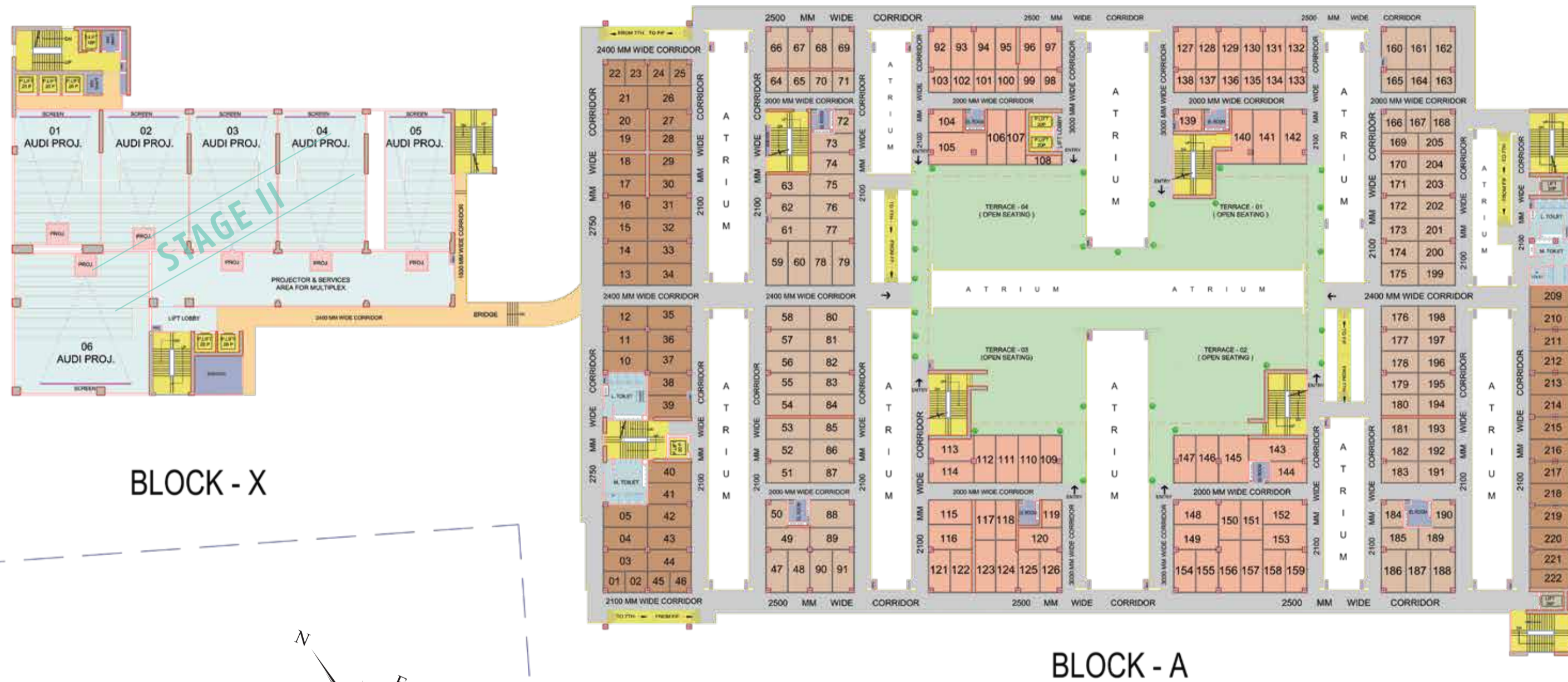
FIFTH FLOOR PLAN

Note: Typical Shops Nos.: X/A FIF XXX | X/A - Block | FIF - Fifth Floor | XXX - Shop Number



SIXTH FLOOR PLAN

Note: Typical Shops Nos.: X/A SIF XXX | X/A - Block | SIF - Sixth Floor | XXX - Shop Number



BLOCK - X

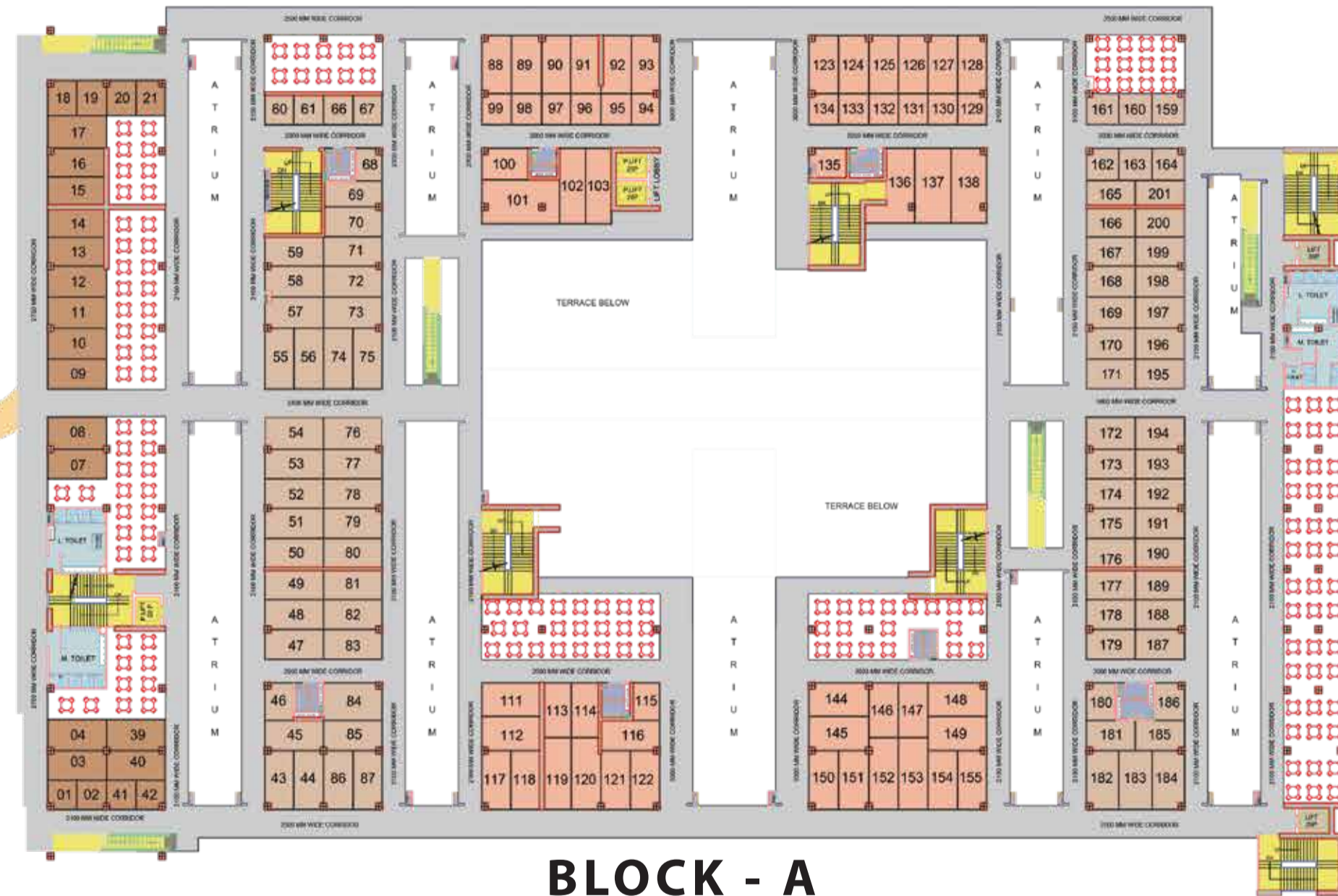

BLOCK - A

SEVENTH FLOOR PLAN

Note: Typical Shops Nos.: X/A SEV XXX | X/A - Block | SEV - Seventh Floor | XXX - Shop Number



BLOCK - X



BLOCK - A

FOOD CHANGE.

— THE SMART FOOD COURT —

SPECIFICATIONS

| FLOOR DESCRIPTIONS | |
|--|--|
| TOTAL NO. OF SHOPS | 2461 approx. |
| NO. OF FLOORS | Two Basements (Parking & Services) Lower Ground Floor to Fourth Floor (Shopping / Restaurants / Retail) Fifth Floor to Seventh Floor (Shopping / Food Courts / Retail / Office) |
| NO. OF SHOPS PER FLOOR | |
| LOWER GROUND FLOOR | 302 Shops, Kiosk - 109 No (Approx.) |
| GROUND FLOOR | 286 Shops (Approx.) |
| FIRST FLOOR | 282 Shops (Approx.) |
| SECOND FLOOR | 282 Shops (Approx.) |
| THIRD FLOOR | 278 Shops (Approx.) |
| FOURTH FLOOR | 278 Shops (Approx.) |
| FIFTH FLOOR | 215 Shops (Approx.) |
| SIXTH FLOOR | 215 Shops (Approx.) |
| SEVENTH FLOOR | 163 Shops (Approx.) |
| VITAL INFORMATION | |
| AIR CONDITIONING | DX water cooled compressor will be installed. Air-conditioning unit for shops, retail areas, offices etc. will be charged extra as per market rate. |
| CEILING HEIGHT | 4.6 m Clear Height under slab for Basement 1 & 2 (Parking) 4.3 m (14' - 0" approx.) Clear Height under slab for Lower Ground Floor To Seventh Floor |
| LIFTS AND ESCALATORS | |
| SEPARATE LIFTS | 5 No. of lifts for Shopping Area (Make Otis / Fujitec / Kone / Equivalent) |
| SPECIFICATION OF LIFTS | SS Finish from Inside and Outside (as per manufacturer) |
| ESCALATORS | 2 Nos. of Escalators catering from B2 to B1 & B1 to LGF 2 Nos. of Escalators from LGF to GF 5 Nos. of Escalator from Ground Floor to Seventh Floor for Upward & Downward Movement at each floor. (Make: Otis / Fujitec / Kone / Equivalent) |
| LOBBY AND COMMON AREAS | |
| FLOORING | Granite Flooring / Tile |
| CEILING | Exposed DECK sheet with running Service Area |
| WALLS & PAINTING | Dry wall painting partitions with Granite & Tile finishing up to 4'0" and balance area OBD upto beam bottom / false ceiling which ever is lower (Make: ICI Dulux / Asian / Berger or Equivalent Quality) |
| RAILING | M.S Railing in Internal Area & Glass Railing in External Area |
| ELECTRICITY | Common Area Electrical works with Corridor Lighting |
| FIRE FIGHTING | As per NOC |
| STAIRCASE | Granite Flooring / Tile |
| COMMON TOILETS (Male, Female and Specially-abled) | |
| FLOORING | Anti-Skid Tile Flooring |
| PAINTING | OBD Paints |
| WALL CLADDING | Tile Cladding on Dado upto 8'- 0" height |
| WC | European WC Wall Mounted |
| CP FITTING | Chrome Plated |

| SHOPS / OFFICES / FOOD OUTLETS | |
|--------------------------------|---|
| FLOORING | Concrete floor laid on deck sheet - ready to receive any flooring by owner/buyer |
| WALLS | 75 mm thick Dry Wall Partition (No paints) |
| CEILING | Steel structure with deck sheet |
| DOORS | M.S Rolling Shutters fixed from inside of shop front |
| ELECTRICITY | (Metered electricity with cable tap off provided as per load sheet at one point) with DG backup |
| FIRE FIGHTING | As Per Fire NOC |
| BASEMENT AREA | |
| FLOORING | Finishing (Concrete) |
| LIGHTING | Tube Light / Ceiling Mounted LED Light Fixture |
| COMMON PARKING | As per Drawings |
| RAMP | Trimix Concrete Flooring |
| LANDSCAPING | |
| HARD LANDSCAPE | Tiles / Trimix Concrete / Pavers / Kerb Stone / Chequered Tiles |
| SOFT LANDSCAPE | Natural Grass / Artificial Grass Pad / Shrubs / Plants / Trees |
| LIGHTING | As per Design |
| ESS AND DG (MAX CAPACITY) | |
| DG SET | As Per Load Requirement (for common areas and common essential services) |
| TRANSFORMER | As Per Load Requirement |
| STP | |
| CAPACITY (IN BASEMENT) | As per Design (Area Approx. 350 sq.m.) |
| ELECTRICITY PANEL | |
| CAPACITY (IN BASEMENT) | As per Design (Area Approx. 370 sq.m.) |

CONFORMING TO THE GREEN BUILDING FEATURES OF INDIAN GREEN BUILDING COUNCIL

- BRaille & AUDIO ASSISTANCE LIFTS
- WATER & ENERGY METERING
- LOW FLOW WATER FIXTURES
- RENEWABLE ENERGY THROUGH SOLAR PV
- ONSITE WASTE WATER TREATMENT & REUSE
- RAIN WATER HARVESTING
- RESERVED DIFFERENTLY ABLED TOILET & PARKING FOR DIFFERENTLY ABLED
- SOLID WASTE MANAGEMENT
- USE OF HIGH REFLECTANCE MATERIAL ON ROOF SURFACE
- NO SMOKING COMMON AREA PREMISES
- ELECTRICAL CHARGING FACILITY FOR VEHICLES
- GLASS - ENERGY EFFICIENT SGU WITH SPECIFIC SHGC VALUE
- ENERGY EFFICIENT LED LIGHTING
- LOW VOC INTERIOR PAINTS
- ENERGY EFFICIENT HVAC SYSTEM WITH MECHANICAL FRESH AIR SYSTEM

